



















What is Reasonable and “Safe”?

Effects of Posted Limit

- ❑ Compliance only when expectation is met
- ❑ Lower limits do not reduce speeds
- ❑ Higher limits do not increase speeds
- ❑ Read the road, not the sign

Speed Zoning Studies

Study Location	Before	After	Sign Change +/- mph	85% Before After	Change mph
T.H.65			-10	34 34	0
T.H.65			-10	44 45	+1
Anoka CSAH 1			-5	48 50	+2
Anoka CSAH 24			+15	49 50	+1
Anoka CR 51			+5	45 46	+1
Henn CSAH 4			-10	52 51	-1
Nobles Ave			+5	37 40	+3
62nd Ave N			-5	37 37	0
Miss. St			+5	39 40	+1